

EL

serisi / series

15 - 25 kg

> Maşa

- preslenmiş çelik sac, çinko kaplama,
- tek bilya yataklı döner başlık,
- perçinli teker aksı

> Housing

- made of pressed steel, zinc - chromatised,
- single ball bearing swivel head,
- wheel axle with riveted










> Teker: MKM

- polipropilen teker,
- kendinden burçlu yataklı










> Wheel: MKM

- wheel with polypropylene,
- plain bore bearing



Swivel Castor	 mm	 mm	 mm	 mm	 mm	 mm	 gr	 kg	
EL 01 MKM 28	28	14	39	32x38	30x24	1,5	42	15	-
EL 01 MKM 32	32	14	43	32x38	30x24	1,5	46	20	-
EL 01 MKM 38	38	14	49	32x38	30x24	1,5	48	25	-



Fixed Castor	 mm	 mm	 mm	 mm	 mm	 mm	 gr	 kg	
EL 02 MKM 28	28	14	39	47x20	35	1,5	35	15	-
EL 02 MKM 32	32	14	43	51x20	39	1,5	40	20	-
EL 02 MKM 38	38	14	49	56x20	44	1,5	49	25	-