

EH

serisi / series

350-400 kg

> Maşa

- çelik sacdan kaynaklı maşa,
- döküm tabla,
- çift bilya rulman,
- civata ve somunlu teker aksı

> Housing

- made of pressed steel and welded,
- cast iron plate,
- swivel double ball bearing,
- wheel axle with nut and screw

> Teker: VBR










- gri döküm kasnak,
- siyah kauçuk kaplama,
- ağır sanayi tipi,
- bilyalı yataklı

> Wheel: VBR

- wheel centre with grey cast iron,
- black rubber tread,
- heavy duty,
- ball bearing












>EH01 VBR 220

| Swivel Castor |  mm |  mm |  mm |  mm |  mm |  mm |  gr |  kg |  |
|---------------|--|--|--|--|--|--|--|--|---|
| EH 01 VBR 170 | 170 | 50 | 250 | 155 | 82x82 | 10 | 9600 | 350 | - |
| EH 01 VBR 200 | 200 | 60 | 290 | 155 | 82x82 | 10 | 13050 | 375 | - |
| EH 01 VBR 220 | 220 | 60 | 318 | 155 | 82x82 | 10 | 14450 | 400 | - |



>EH02 VBR 220

| Fixed Castor |  mm |  mm |  mm |  mm |  mm |  mm |  gr |  kg |  |
|---------------|---|---|---|---|---|---|---|---|--|
| EH 02 VBR 150 | 170 | 50 | 250 | 100x160 | 64x120 | 10 | 7000 | 350 | - |
| EH 02 VBR 200 | 200 | 60 | 290 | 100x180 | 64x140 | 10 | 10500 | 375 | - |
| EH 02 VBR 220 | 220 | 60 | 318 | 100x180 | 64x140 | 10 | 11950 | 400 | - |

EH

serisi / series

500-700 kg

> Maşa

- çelik sacdan kaynaklı maşa,
- döküm tabla,
- civata ve somunlu teker aksı

> Housing

- made of pressed steel and welded,
- cast iron plate,
- wheel axle with nut and screw

> Teker: VBV










- gri döküm,
- teker yataklarında gresörlük,
- ağır sanayi tipi,
- bilyalı yataklı

> Wheel: VBV

- wheel with grey cast iron,
- wheel bearing fitted grease nipple,
- heavy duty,
- ball bearing












>EH01 VBV 125

| Swivel Castor |  mm |  mm |  mm |  mm |  mm |  mm |  gr |  kg |  |
|---------------|--|--|--|--|--|--|--|--|---|
| EH 01 VBV 125 | 125 | 40 | 208 | 155 | 82x82 | 10 | 7850 | 500 | - |
| EH 01 VBV 150 | 150 | 50 | 240 | 155 | 82x82 | 10 | 9850 | 700 | - |



>EH02 VBV 125

| Fixed Castor |  mm |  mm |  mm |  mm |  mm |  mm |  gr |  kg |  |
|---------------|--|--|--|--|--|--|--|--|---|
| EH 02 VBV 125 | 125 | 40 | 208 | 100x360 | 64x220 | 10 | 5150 | 500 | - |
| EH 02 VBV 150 | 150 | 50 | 240 | 100x360 | 64x220 | 10 | 7300 | 700 | - |